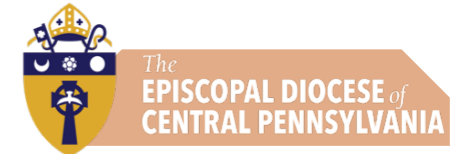


**Episcopal Diocese of Central Pennsylvania**  
**Profit & Loss Budget vs. Actual**  
 January 1 through August 31, 2020

**COT Approved 2021 Annual Budget**

Last updated: 9/10/2020 - CL



**Ordinary Income/Expense**  
**Income**

**40050 · Contributions**

40051 · Unrestricted \$621 \$5,000 -\$4,379 12.42% \$5,000

**40052 · Restricted**

40052.2 · Operation Understanding \$542 \$0 \$542 100.0% \$400

**40052.3 · SSFM Contributions**

40054 · SSFM Other Contributions \$65 \$6,000 -\$5,935 1.08% \$9,500

**Total 40052.3 · SSFM Contributions** \$65 \$6,000 -\$5,935 1.08% \$9,500

40055 · Restricted - Other \$23,400 \$500 \$22,900 4,680.0% \$50,000

**Total 40052 · Restricted** \$24,037 \$7,000 \$17,037 343.39% \$59,900

40050 · Contributions - Other \$0 \$100,000 -\$100,000 0.0% \$0

**Total 40050 · Contributions** \$24,658 \$112,000 -\$87,342 22.02% \$64,900

**40100 · General Grants**

40101 · SSFM Grants \$12,800 \$20,000 -\$7,200 64.0% \$6,000

40100 · General Grants - Other \$182,900 \$0 \$182,900 100.0% \$0

**Total 40100 · General Grants** \$195,700 \$20,000 \$175,700 978.5% \$6,000

**40200 · Events**

40201 · Annual Convention \$0 \$26,000 -\$26,000 0.0% \$30,000

40204 · General Events -\$3,267 \$12,000 -\$15,267 -27.22% \$5,000

**Total 40200 · Events** -\$3,267 \$44,500 -\$47,767 -7.34% \$35,000

**40300 · Parish Assessment**

40301 · Fair Share \$880,801 \$1,513,933 -\$633,132 58.18% \$1,550,388

40302 · Prior Year FS \$48,670 \$40,000 \$8,670 121.68% \$40,000

40300 · Parish Assessment - Other \$0 \$0 \$0 0.0% \$0

**Total 40300 · Parish Assessment** \$929,471 \$1,553,933 -\$624,462 59.81% \$1,590,388

**40400 · Stevenson School of Ministry**

**40401 · Tuition**

40101.1 · Fall Tuition \$150 \$6,175 -\$6,025 2.43% \$7,100

40101.2 · Spring Tuition \$7,035 \$6,175 \$860 113.93% \$8,300

40101.3 · Winter Tuition \$4,811 \$6,175 -\$1,364 77.91% \$7,100

40101.4 · Summer Tuition \$4,668 \$0 \$4,668 100.0% \$7,100

40401.4 · Prev. Yr. Tuition \$3,824 \$0 \$3,824 100.0% \$0

40401.5 · Tuition - Other (Incl. SBF) \$984 \$0 \$984 100.0% \$0

**Total 40401 · Tuition** \$21,471 \$18,525 \$2,946 115.9% \$29,600

**40402 · Learning Weekends**

40402.1 · Fall Learning Weekends \$0 \$3,780 -\$3,780 0.0% \$0

40402.2 · Spring Learning Weekend \$850 \$3,780 -\$2,930 22.48% \$0

40402.3 · Winter Learning Weekend \$1,428 \$3,780 -\$2,352 37.78% \$0

**Total 40402 · Learning Weekends** \$2,278 \$11,340 -\$9,062 20.09% \$0

40404 · Other SSFM Event Reg. & Fees \$115 \$4,500 -\$4,385 2.56% \$0

40400 · Stevenson School of Ministry - Other \$0 \$0 \$0 0.0% \$0

**Total 40400 · Stevenson School of Ministry** \$23,864 \$34,365 -\$10,501 69.44% \$29,600

**40500 · Children, Youth, Young Adult**

40502 · Children, Youth, & Young Adult \$1,625 \$9,700 -\$8,075 16.75% \$3,500

**Total 40500 · Children, Youth, Young Adult** \$1,625 \$9,700 -\$8,075 16.75% \$3,500

**40600 · Investment Income**

**40601 · Endowment Income**

40601.1 · General Operating \$31,458 \$31,458 \$0 100.0% \$32,785

40601.2 · Episcopal Home \$1,887 \$1,887 \$0 100.0% \$1,883

40601.3 · SSFM - General \$0 \$0 \$0 0.0%

40601.4 · SSFM - Scholarships \$5,291 \$5,291 \$0 100.0% \$5,535

40601.5 · St. Andrews - Shippensburg \$1,887 \$1,887 \$0 100.0% \$1,883

**Total 40601 · Endowment Income** \$40,523 \$40,523 \$0 100.0% \$42,085

**40620 · Quasi-Endowment Income**

40626 · College Ministry \$2,154 \$2,154 \$0 100.0% \$2,255

40628 · Construction \$22,096 \$22,096 \$0 100.0% \$23,033

40629 · C,Y, YA Support \$28,062 \$28,062 \$0 100.0% \$29,284

Shaped by Faith Contributions

2020 - Payroll Protection Program

Reduced due to COVID

Assumes 100% Pledged

2.3%

59.8%

Cancelled due to COVID

Learning weekends on hold depending on COVID.


Incl. as part of Tuition & Fees

-13.9%

No EYE in 2021.

Assumes 5% draw rate.

**Episcopal Diocese of Central Pennsylvania**  
**Profit & Loss Budget vs. Actual**  
 January 1 through August 31, 2020

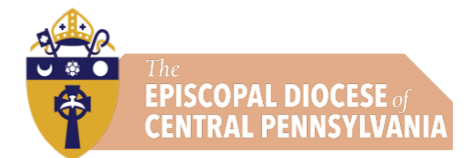


	Jan. - Aug. 2020	ANNUAL BUDGET 2020	\$ Over / Under Budget	% of Budget 67% of Annual	2021 Budget Request	
40630 · Communications	\$2,020	\$2,020	\$0	100.0%	\$2,108	
40631 · Episcopal Church Women	\$2,960	\$2,960	\$0	100.0%	\$2,585	
40632 · Episcopal Home	\$17,785	\$17,785	\$0	100.0%	\$21,703	Cover closing costs.
40635 · Global Outreach & Mission	\$35,559	\$35,559	\$0	100.0%	\$37,128	
40637 · Lambeth & House of Bishops	\$0	\$0	\$0	0.0%		
40638 · Leadership Development	\$13,460	\$13,460	\$0	100.0%	\$14,055	
40639 · Missionary & Ministry	\$105,939	\$105,939	\$0	100.0%	\$111,093	
40642 · Social Ministries	\$27,351	\$27,351	\$0	100.0%	\$28,543	
40643 · SSFM - Scholarships	\$12,555	\$12,555	\$0	100.0%	\$13,136	
40644 · SSFM General	\$17,290	\$17,290	\$0	100.0%	\$18,052	
40645 · St. Mary's - Mission & Ministry	\$19,296	\$19,296	\$0	100.0%	\$20,108	
40646 · York Springs	\$0	\$0	\$0	0.0%		
40647 · Aging, Elderly, Senior	\$3,000	\$3,000	\$0	100.0%		
<b>Total 40620 · Quasi-Endowment Income</b>	<b>\$309,527</b>	<b>\$309,527</b>	<b>\$0</b>	<b>100.0%</b>	<b>\$323,083</b>	
40660 · Unrestricted Investment Income	\$35,826	\$35,826	\$0	100.0%	\$37,304	
40670 · Interest & Dividend	\$2,311	\$3,000	-\$689	77.02%	\$3,000	
<b>Total 40600 · Investment Income</b>	<b>\$388,187</b>	<b>\$388,876</b>	<b>-\$689</b>	<b>99.82%</b>	<b>\$405,472</b>	4.3%
40700 · Special Medical						
40701 · Clergy Med. Ins. Payments	\$20,360	\$36,600	-\$16,240	55.63%	\$30,000	
40702 · Widow's Corporation	\$12,500	\$12,500	\$0	100.0%	\$12,500	
<b>Total 40700 · Special Medical</b>	<b>\$32,860</b>	<b>\$49,100</b>	<b>-\$16,240</b>	<b>66.93%</b>	<b>\$42,500</b>	-13.4%
40800 · Misc. Income						
40801 · Misc. Income	\$2,772	\$2,000	\$772	138.61%	\$2,000	
<b>Total 40800 · Misc. Income</b>	<b>\$3,123</b>	<b>\$2,000</b>	<b>\$1,123</b>	<b>156.13%</b>	<b>\$2,000</b>	
<b>Total Income</b>	<b>\$1,596,220</b>	<b>\$2,214,474</b>	<b>-\$618,254</b>	<b>72%</b>	<b>\$2,179,360</b>	-1.6%

**Expense**


50100 · Office of the Bishop						
50101 · Arch-Deacon Related	\$500	\$3,500	-\$3,000	14.29%	\$3,500	
50102 · Council / Committee Related	\$1,594	\$2,500	-\$906	63.75%	\$2,000	
50103 · Ministry / Outreach	\$1,442	\$9,000	-\$7,558	16.03%	\$5,000	
50104 · Professional Development / Cont. Edu.	\$2,456	\$3,000	-\$544	81.87%	\$3,000	
50105 · Registrar	\$0	\$750	-\$750	0.0%	\$750	
50107 · Staff Development	\$651	\$5,000	-\$4,349	13.02%	\$4,000	
50108 · Conferences / House of Bishops	\$290	\$6,500	-\$6,210	4.47%	\$6,500	
50109 · Travel, Lodging & Entertainment	\$130	\$9,000	-\$8,870	1.45%	\$8,000	
50110 · Vehicle	\$923	\$3,000	-\$2,077	30.77%	\$2,700	
50210 · Bishop - Special Projects	\$1,602	\$8,000	-\$6,398	20.02%	\$5,000	
50100 · Office of the Bishop - Other	\$0	\$0	\$0	0.0%	\$0	
<b>Total 50100 · Office of the Bishop</b>	<b>\$9,605</b>	<b>\$53,250</b>	<b>-\$43,645</b>	<b>18.04%</b>	<b>\$40,450</b>	-24.0%
50200 · Office of Fin & Oper						
50201 · Finance & Legal						
50201.1 · Accounting Services	\$3,696	\$4,000	-\$304	92.39%	\$4,000	
50201.2 · Audit Services	\$14,500	\$12,000	\$2,500	120.83%	\$15,000	
50201.3 · Background Checks	\$1,691	\$3,500	-\$1,809	48.31%	\$2,500	
50201.4 · Chancellor Services	\$1,724	\$2,500	-\$776	68.95%	\$2,500	
50201.5 · Bank Fees	\$1,012	\$1,000	\$12	101.18%	\$250	
50201.6 · Legal Fees	\$265	\$5,000	-\$4,735	5.3%	\$5,000	
50201.7 · Tax Due	\$0	\$800	-\$800	0.0%	\$800	
50201 · Finance & Legal - Other	\$800	\$0	\$800	100.0%	\$0	
<b>Total 50201 · Finance &amp; Legal</b>	<b>\$23,687</b>	<b>\$28,800</b>	<b>-\$5,113</b>	<b>82.25%</b>	<b>\$30,050</b>	
50202 · Travel, Lodging, Entertainment	\$2,368	\$5,000	-\$2,632	47.36%	\$4,000	
50203 · Professional Development	\$0	\$2,500	-\$2,500	0.0%	\$1,000	
50204 · Misc Exp. / Pending Classific	\$3,931	\$1,500	\$2,431	262.07%	\$1,500	
50205 · Fundraising Related	\$0	\$5,000	-\$5,000	0.0%	\$2,500	
50206 · Professional Exp.	\$550	\$2,500	-\$1,950	22.0%	\$2,500	
50200 · Office of Fin & Oper - Other	\$0	\$0	\$0	0.0%	\$0	
<b>Total 50200 · Office of Fin &amp; Oper</b>	<b>\$30,536</b>	<b>\$45,300</b>	<b>-\$14,764</b>	<b>67.41%</b>	<b>\$41,550</b>	-8.3%
50300 · Office of the Dean						
50302 · Stevenson School - Core						
50303 · Board Development	\$0	\$500	-\$500	0.0%	\$500	

**Episcopal Diocese of Central Pennsylvania**  
**Profit & Loss Budget vs. Actual**  
 January 1 through August 31, 2020



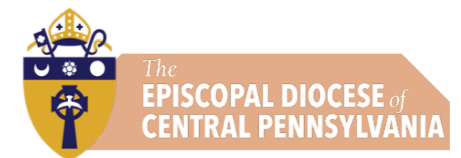
	Jan. - Aug. 2020	ANNUAL BUDGET 2020	\$ Over / Under Budget	% of Budget 67% of Annual	2021 Budget Request	
50304 · Course Dev. & Instruction	\$45,110	\$64,000	-\$18,890	70.48%	\$65,000	
50306 · Learning Weekends						
50306.1 · Programming	\$3,152	\$0	\$3,152	100.0%	\$2,000	
50306.2 · Instructor Participation	\$212	\$7,500	-\$7,288	2.82%		
50306.3 · Venue	\$2,699	\$0	\$2,699	100.0%	\$6,000	
<b>Total 50306 · Learning Weekends</b>	<b>\$6,062</b>	<b>\$7,500</b>	<b>-\$1,438</b>	<b>80.83%</b>	<b>\$8,000</b>	
50308 · Tech Subscriptions & Fees	\$13,532	\$17,525	-\$3,993	77.22%	\$15,000	
50310 · Travel, Lodging, & Entertainment	\$1,502	\$5,000	-\$3,498	30.04%	\$5,000	
50311 · SSFM Supplies	\$69	\$750	-\$681	9.18%	\$600	
50312 · SSFM Marketing	\$250	\$1,500	-\$1,250	16.67%	\$1,000	
50313 · SSFM - Other	\$69	\$2,000	-\$1,931	3.44%	\$1,000	
50314 · SSFM Contracted Services	\$9,475	\$16,000	-\$6,525	59.22%	\$22,000	
50302 · Stevenson School - Core - Other	\$0	\$0	\$0	0.0%		
<b>Total 50302 · Stevenson School - Core</b>	<b>\$76,069</b>	<b>\$114,775</b>	<b>-\$38,706</b>	<b>66.28%</b>	<b>\$118,100</b>	2.9%
50360 · Vital & Effective Leadership						
<b>Total 50360 · Vital &amp; Effective Leadership</b>	<b>\$1,258</b>	<b>\$2,500</b>	<b>-\$1,242</b>	<b>50.31%</b>	<b>\$3,000</b>	
50370 · C, Y, YA Ministries						
<b>Total 50370 · C, Y, YA Ministries</b>	<b>\$10,502</b>	<b>\$40,742</b>	<b>-\$30,240</b>	<b>25.78%</b>	<b>\$30,400</b>	-25.4%
50380 · Professional Development	\$408	\$2,000	-\$1,592	20.41%	\$1,000	
50300 · Office of the Dean - Other	\$0	\$0	\$0	0.0%		
<b>Total 50300 · Office of the Dean</b>	<b>\$88,236</b>	<b>\$160,017</b>	<b>-\$71,781</b>	<b>55.14%</b>	<b>\$152,500</b>	-4.7%
50400 · Office of Con. Life & Mission						
50401 · Congregational L & M						
50402 · Programming	\$0	\$20,000	-\$20,000	0.0%	\$15,000	
50401 · Congregation L & M - Other	\$300	\$0	\$300	100.0%	\$0	
<b>Total 50401 · Congregation L &amp; M</b>	<b>\$300</b>	<b>\$20,000</b>	<b>-\$19,700</b>	<b>1.5%</b>	<b>\$15,000</b>	
50430 · Transitional Ministry						
50431 · Dues	\$0	\$1,000	-\$1,000	0.0%	\$1,200	
50432 · Conferences						
50432.2 · Travel, Lodging, Food	\$482	\$0	\$482	100.0%	\$600	
50432 · Conferences - Other	\$0	\$2,000	-\$2,000	0.0%	\$2,000	
<b>Total 50432 · Conferences</b>	<b>\$482</b>	<b>\$2,000</b>	<b>-\$1,518</b>	<b>24.08%</b>	<b>\$2,600</b>	
50433 · Job Posting	\$299	\$800	-\$501	37.38%	\$600	
50435 · Transition Consulting	\$25	\$0	\$25	100.0%	\$0	
50436 · Recruiting Expenses	\$0	\$1,000	-\$1,000	0.0%	\$400	
50430 · Transitional Ministry - Other	\$0	\$0	\$0	0.0%	\$0	
<b>Total 50430 · Transitional Ministry</b>	<b>\$806</b>	<b>\$4,800</b>	<b>-\$3,994</b>	<b>16.78%</b>	<b>\$4,800</b>	
50450 · Professional Development						
50450 · Professional Development - Other	\$0	\$6,000	-\$6,000	0.0%	\$6,000	
<b>Total 50450 · Professional Development</b>	<b>\$0</b>	<b>\$6,000</b>	<b>-\$6,000</b>	<b>0.0%</b>	<b>\$6,000</b>	
50451 · Travel, Lodging, & Entertainment	\$1,399	\$4,000	-\$2,601	34.98%	\$3,500	
50453 · Diocesan Vehicle - Canon	\$1,708	\$2,500	-\$792	68.32%	\$2,000	
50499 · Misc. / Unclassified	\$0	\$0	\$0	0.0%	\$0	
50400 · Office of Con. Life & Mission - Other	\$0	\$0	\$0	0.0%	\$0	
<b>Total 50400 · Office of Con. Life &amp; Mission</b>	<b>\$4,193</b>	<b>\$37,300</b>	<b>-\$33,107</b>	<b>11.24%</b>	<b>\$31,300</b>	-16.1%
50500 · Communication & Events						
50501 · Annual Convention						
50501 · Annual Convention - Other	\$0	\$60,000	-\$60,000	0.0%	\$85,000	Major Convention
<b>Total 50501 · Annual Convention</b>	<b>\$0</b>	<b>\$60,000</b>	<b>-\$60,000</b>	<b>0.0%</b>	<b>\$85,000</b>	
50502 · Diocese Conference & Seminars						
50502 · Diocese Conference & Seminars - Other	\$0	\$5,000	-\$5,000	0.0%	\$5,000	COVID Dependent
<b>Total 50502 · Diocese Conference &amp; Seminars</b>	<b>\$0</b>	<b>\$5,000</b>	<b>-\$5,000</b>	<b>0.0%</b>	<b>\$5,000</b>	
50503 · Clergy Conference						
50503 · Clergy Conference - Other	\$0	\$21,000	-\$21,000	0.0%	\$21,000	COVID Dependent
<b>Total 50503 · Clergy Conference</b>	<b>\$571</b>	<b>\$21,000</b>	<b>-\$20,429</b>	<b>2.72%</b>	<b>\$21,000</b>	
50504 · General Events	\$4,089	\$0	\$4,089	100.0%		Women's Clergy Retreat
50508 · Ordination	\$1,350	\$0	\$1,350	100.0%	\$2,500	
50520.1 · Professional Development	\$75	\$2,500	-\$2,425	3.0%	\$2,500	
50520.2 · Professional Expenses	\$75	\$1,000	-\$925	7.5%	\$1,000	
50520.3 · Travel, Lodging & Entertainment	\$208	\$2,500	-\$2,293	8.3%	\$2,500	
50530 · Website						

**Episcopal Diocese of Central Pennsylvania**  
**Profit & Loss Budget vs. Actual**  
 January 1 through August 31, 2020



	Jan. - Aug. 2020	ANNUAL BUDGET 2020	\$ Over / Under Budget	% of Budget 67% of Annual	2021 Budget Request	
50530.1 · Consulting	\$0	\$16,000	-\$16,000	0.0%	\$0	
<b>Total 50530 · Website</b>	\$0	\$16,000	-\$16,000	0.0%	\$0	
50535 · Consultants & Outsources	\$5,484	\$0	\$5,484	100.0%	\$5,000	
50540 · General Printing	\$0	\$6,000	-\$6,000	0.0%	\$5,000	
50545 · Marketing Related Items	\$1,100	\$0	\$1,100	100.0%	\$1,500	
50599 · Misc. / Unclassified	\$1,686	\$0	\$1,686	100.0%	\$0	
<b>Total 50500 · Communication &amp; Events</b>	\$14,638	\$114,000	-\$99,362	12.84%	\$131,000	14.9%
<b>50600 · Diocese Grants</b>						
50605 · Construction Grants	\$3,000	\$40,000	-\$37,000	7.5%	\$40,000	
50610 · Bishop Missional Grants	\$4,174	\$25,000	-\$20,826	16.7%	\$25,000	
50615 · Parish Operating Grants	\$33,250	\$110,000	-\$76,750	30.23%	\$75,000	
50620 · College Outreach	\$0	\$7,500	-\$7,500	0.0%	\$2,500	
<b>Total 50600 · Diocese Grants</b>	\$40,424	\$182,500	-\$142,076	22.15%	\$142,500	-21.9%
<b>51000 · Shaped By Faith</b>						
51010 · Programming	\$600	\$0	\$600	100.0%	\$0	
51015 · Consultants	\$200	\$0	\$200	100.0%	\$0	
51020 · Venue & Food	\$240	\$3,000	-\$2,760	8.0%	\$3,000	
51025 · Printing & Supplies	\$745	\$10,000	-\$9,255	7.45%	\$6,000	
<b>51030 · SBF Staff Related Expenses</b>						
51030.1 · Travel, Lodging, Food	\$3,669	\$8,500	-\$4,831	43.16%	\$7,500	
51030.2 · Professional Development	\$0	\$0	\$0	0.0%	\$0	
51030 · SBF Staff Related Expenses - Other	\$0	\$0	\$0	0.0%	\$0	
<b>Total 51030 · SBF Staff Related Expenses</b>	\$3,669	\$8,500	-\$4,831	43.16%	\$7,500	
51040 · SSFM Couse Tution	\$2,000	\$15,000	-\$13,000	13.33%	\$4,000	
51050 · SBF Project Funding	\$0	\$30,000	-\$30,000	0.0%	\$30,000	
51199 · Misc. / Unclassified	\$624	\$0	\$624	100.0%	\$750	
51000 · Shaped By Faith - Other	\$0	\$0	\$0	0.0%	\$0	
<b>Total 51000 · Shaped By Faith</b>	\$8,079	\$66,500	-\$58,421	12.15%	\$51,250	-22.9%
<b>51100 · Diocese Expenses</b>						
51101 · Archival Expenses	\$0	\$3,000	-\$3,000	0.0%	\$2,000	
51103 · Council of Churches	\$0	\$2,500	-\$2,500	0.0%	\$2,500	
51104 · DFMS Assessment	\$202,621	\$300,000	-\$97,379	67.54%	\$275,000	
51109 · Province III	\$7,092	\$3,000	\$4,092	236.4%	\$3,000	
51110 · York Springs Property	\$0	\$3,000	-\$3,000	0.0%	\$3,000	
51111 · Liturgy & Music	\$73	\$500	-\$427	14.6%	\$500	
51114 · Cathedral / Pro-Cathedral	\$3,143	\$6,000	-\$2,857	52.38%	\$6,000	
51100 · Diocese Expenses - Other	\$0	\$0	\$0	0.0%	\$0	
<b>Total 51100 · Diocese Expenses</b>	\$213,080	\$318,000	-\$104,920	67.01%	\$292,000	-8.2%
<b>51200 · Diocesan Programs &amp; Ext. Suppor</b>						
51202 · EARS	\$0	\$35,000	-\$35,000	0.0%	\$10,000	
51203 · Social Justice & Equity	\$910	\$6,000	-\$5,090	15.17%	\$4,000	
51206 · Feed My Sheep	\$500	\$3,000	-\$2,500	16.67%	\$3,000	
51210 · VOAD	\$605	\$1,500	-\$895	40.33%	\$1,500	
51211 · Leadership Support	\$36,064	\$56,034	-\$19,970	64.36%	\$10,490	
51212 · Episcopal Home	\$45,239	\$17,500	\$27,739	258.51%	\$0	Closed
51214 · Migration Ministry Group	\$0	\$4,500	-\$4,500	0.0%	\$4,500	
51215 · Pool of Bethesda LGBT	\$0	\$0	\$0	0.0%	\$1,500	
51217 · Evangelism	\$500	\$5,000	-\$4,500	10.0%	\$8,000	
51218 · Environmental Stewardship	\$0	\$5,000	-\$5,000	0.0%	\$5,000	
51219 · Seniors & Spirituality	\$0	\$1,000	-\$1,000	0.0%	\$4,000	
51200 · Diocesan Programs & Ext. Suppor - Other	\$0	\$0	\$0	0.0%	\$0	
<b>Total 51200 · Diocesan Programs &amp; Ext. Suppor</b>	\$84,568	\$134,534	-\$49,966	62.86%	\$51,990	-61.4%
<b>52100 · General Office Expense</b>						
52101 · Office Supplies	\$5,448	\$8,000	-\$2,552	68.1%	\$5,000	
52102 · Postage	\$2,324	\$4,000	-\$1,677	58.09%	\$3,000	
52103 · Diocese Pets	\$639	\$0	\$639	100.0%	\$500	
52104 · Employee Relocation	\$0	\$0	\$0	0.0%	\$0	
<b>52150 · Technology</b>						
52151 · Equipment Leasing	\$8,285	\$8,000	\$285	103.56%	\$11,000	
52152 · IT / Telecom Hardware	\$10,494	\$13,000	-\$2,506	80.72%	\$7,000	
52153 · IT / Telecom Software	\$1,203	\$2,000	-\$797	60.17%	\$2,000	

**Episcopal Diocese of Central Pennsylvania**  
**Profit & Loss Budget vs. Actual**  
 January 1 through August 31, 2020



	Jan. - Aug. 2020	ANNUAL BUDGET 2020	\$ Over / Under Budget	% of Budget 67% of Annual	2021 Budget Request	
52154 · IT Consultant Services	\$0	\$0	\$0	0.0%	\$0	
52155 · IT Help Desk	\$4,690	\$7,000	-\$2,310	67.0%	\$7,000	
52156 · Telecom						
Total 52156 · Telecom	\$10,080	\$13,300	-\$3,220	75.79%	\$13,300	
52157 · Web Site Services	\$4,500	\$5,000	-\$500	90.0%	\$5,000	
52158 · IT Online Subscriptions	\$23,643	\$14,000	\$9,643	168.88%	\$20,000	
52159 · Diocese Database	\$0	\$10,000	-\$10,000	0.0%	\$10,000	
52150 · Technology - Other	\$0	\$0	\$0	0.0%	\$0	
Total 52150 · Technology	\$62,894	\$72,300	-\$9,406	86.99%	\$75,300	
52100 · General Office Expense - Other	\$0	\$0	\$0	0.0%	\$0	
<b>Total 52100 · General Office Expense</b>	<b>\$71,304</b>	<b>\$84,300</b>	<b>-\$12,996</b>	<b>84.58%</b>	<b>\$83,800</b>	<b>-0.6%</b>
53100 · Building & Grounds						
53201 · Grounds	\$1,209	\$6,000	-\$4,791	20.15%	\$8,000	
53202 · Cleaning & Maintenance	\$2,449	\$10,000	-\$7,551	24.49%	\$7,500	
53203 · HVAC	\$412	\$5,000	-\$4,588	8.24%	\$5,000	
53204 · Service Contracts	\$1,407	\$3,000	-\$1,593	46.91%	\$3,000	
53205 · Office Furniture	\$244	\$0	\$244	100.0%	\$2,500	
53206 · Major Office Improvements	\$0	\$25,000	-\$25,000	0.0%	\$10,000	
53207 · B&G Supplies	\$1,003	\$0	\$1,003	100.0%	\$1,500	
53210 · Insurance	\$7,754	\$8,000	-\$246	96.93%	\$5,000	
53220 · Taxes	\$24,646	\$25,000	-\$354	98.59%	\$25,000	
53230 · Utilities						
53230.1 · Utilities - Electric	\$9,617	\$15,000	-\$5,383	64.11%	\$14,000	Dependent on level of remote work.
53230.2 · Utilities - Gas	\$1,567	\$3,000	-\$1,433	52.22%	\$3,000	
53230.3 · Utilities - Sewer / Trash	\$1,063	\$1,800	-\$737	59.07%	\$1,800	
53230.4 · Utilities - Water	\$770	\$2,000	-\$1,230	38.49%	\$2,000	
Total 53230 · Utilities	\$13,017	\$21,800	-\$8,783	59.71%	\$20,800	
53240 · Offsite Property Related	\$0	\$0	\$0	0.0%	\$0	
53100 · Building & Grounds - Other	\$0	\$0	\$0	0.0%	\$0	
<b>Total 53100 · Building &amp; Grounds</b>	<b>\$52,141</b>	<b>\$103,800</b>	<b>-\$51,659</b>	<b>50.23%</b>	<b>\$88,300</b>	<b>-14.9%</b>
53500 · Major Capital Purchase	\$0	\$0	\$0	0.0%	\$0	
54100 · Wellness & Legacy Medical						
54101 · Clergy Legacy Med. Ins.	\$41,946	\$80,000	-\$38,054	52.43%	\$70,000	
54102 · Clergy Wellness Program	\$8,575	\$11,000	-\$2,425	77.96%	\$11,000	
54102.5 · Clergy Wellness - Mileage	\$414	\$1,500	-\$1,087	27.57%	\$1,500	
54103 · Designated Medical	\$0	\$0	\$0	0.0%	\$0	
54105 · Widow's Corp Direct Clergy Sup	\$3,000	\$0	\$3,000	100.0%	\$0	
54100 · Wellness & Legacy Medical - Other	\$0	\$0	\$0	0.0%	\$0	
<b>Total 54100 · Wellness &amp; Legacy Medical</b>	<b>\$53,934</b>	<b>\$92,500</b>	<b>-\$38,566</b>	<b>58.31%</b>	<b>\$82,500</b>	<b>-10.8%</b>
59900 · Salary & Benefits						
<b>Total 59900 · Salary &amp; Benefits</b>	<b>\$642,477</b>	<b>\$1,055,107</b>	<b>-\$412,630</b>	<b>60.89%</b>	<b>\$1,088,891</b>	<b>3.2% CPI 1% + Health Ins. Inc.</b>
Salary					\$763,268	
Pension / Retirement					\$102,718	
Health Insurance					\$184,248	
Dental Insurance					\$11,520	
Group Life Insurance					\$1,206	
Group ST Disability					\$1,020	
Group LT Disability					\$1,008	
Employer Tax					\$23,903	
59920 · Non-Salary - Sycamore	\$9,800	\$11,662	-\$1,862	84.03%	\$0	
66000 · Payroll Expenses	\$48,546	\$0	\$48,546	100.0%	\$0	Actually a part of Salary & Benefits
<b>Total Expense</b>	<b>\$1,371,561</b>	<b>\$2,458,770</b>	<b>-\$1,087,209</b>	<b>55.78%</b>	<b>\$2,278,031</b>	<b>-7.4%</b>
<b>Net Ordinary Income</b>	<b>\$224,659</b>	<b>-\$244,296</b>	<b>\$468,955</b>		<b>-\$98,671</b>	